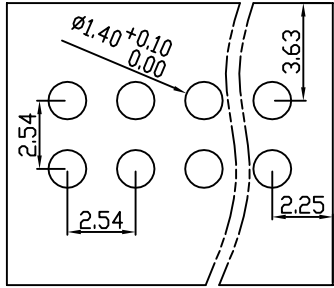
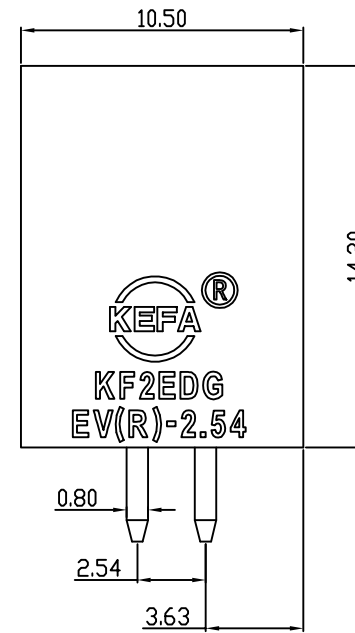
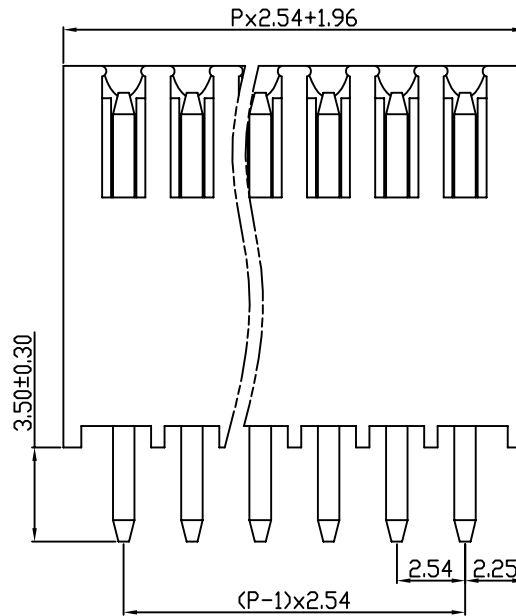

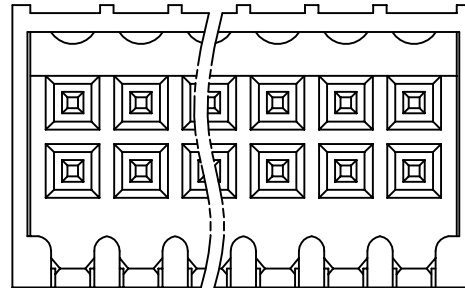


linear dimension(Tolerances Standard GB/T 14486-2008)								— ▯ ⊥		
variable range	to	over 6	over 10	over 30	over 60	over 100	over 160	to	over 10	over 100
	6	to 10	to 30	to 60	to 100	to 160	to 10		to 100	to
tolerance	±0.20	±0.30	±0.50	±0.70	±1.00	±1.30	±1.60	0.10	0.30	0.60



PCB Layout



REVISION RECORD				
REV.	DESCRIPTION	ECN No.	APPROVED	DATE
A	新发行		CLF	21.11.15

UL/CUL 技术参数 UL/CUL Technical Data				
等级 Use Group	B	C	D	
额定电压 Rated Voltage [V]	150	-	-	
额定电流 Rated Current [A]	5	-	-	
接线范围 Wire Range	-			
单/多芯线 Solid/Stranded [AWG]	-			
耐电压 Withstanding Voltage	1300V/1Min			
IEC 技术参数 IEC Technical Data				
过电压类别 Overvoltage Category	III	III	II	
污染等级 Contamination Class	3	2	2	
额定电压 Rated Voltage [V]	-	160	320	
额定电流 Rated Current [A]	-	6	6	
额定冲击电压 Impulse withstand voltage ^a [KV]	-	2.5	2.5	
导线截面积 Conductor cross section	-			
硬质/柔性导线 Solid/flexible [mm ²]	-			
材料 Material				
绝缘材料 Insulation Material	PA46			
阻燃等级 Inflammability	UL94V-0			
导体材料 Contactor Material	铜合金 Copper alloy			
导体表面镀层 Contactive Coating	镀锡 Tin Plated			
一般参数 Other Data				
间距 Pitch [mm]	2.54			
极数 Poles [P]	2x(02-24)			
剥线长度 Stripping Length [mm]	-			
螺丝 Screw/扭矩 Torque(Max) [N.m]	-			
工作温度 Operating temperatur [°C]	-40~+120			
引针尺寸 Pin Dimensions [mm]	2.60			
PCB板孔径 PCB Hole Diameter [mm]	1.40			

DES.	SJD	DATE	22.06.16
CHK.	BY	DATE	22.06.16
APP.	CLF	DATE	22.06.16

单位/UNITS	mm	尺寸/SIZE	A4	比例/SCALE	1:1	第三视角/THIRD ANGLE PROJECTION	版本/REV	A
							名称/TITLE	KF2EDGEV-2.54
慈溪市科发电子有限公司 CIXI KEFA ELECTRONIC CO., LTD								